



## How to Upload Abstracts on Daystar Conference Portal

[https://daystar.odoo.com/event/du-brains-ai-conference-2026-16/track\\_proposal](https://daystar.odoo.com/event/du-brains-ai-conference-2026-16/track_proposal)

### Step 1

Fill in your information in the **Bio section** on the webpage.

#### Guidelines for Abstract Submission

**Submission Guidelines**  
Authors whose abstracts...

---

**Paper Intro**  
What is your paper about?

Paper Title \*

Paper Introduction \*

Categories

---

**Speaker Profile**  
Who will give this talk? We will show this to attendees to showcase your talk.

Name

Email

Phone

Picture

Job Title

Biography

Contact me through a different email/phone

### Step 2

You will receive an **email request** asking you to attach your abstract.

Thank you for submitting your talk proposal to the Daystar University (BRAINS) Conference 2026.

We kindly request that you **attach your Abstract document** in the response to this email thread. You will receive feedback as soon as the review process is complete.

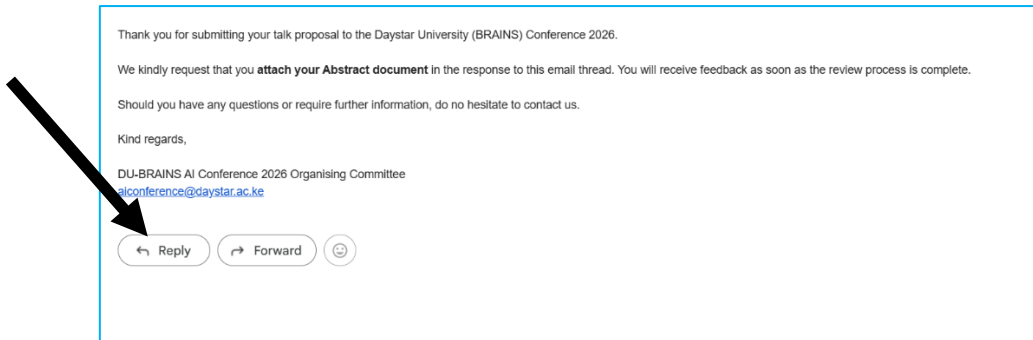
Should you have any questions or require further information, do no hesitate to contact us.

Kind regards,

DU-BRAINS AI Conference 2026 Organising Committee  
[alconference@daystar.ac.ke](mailto:alconference@daystar.ac.ke)

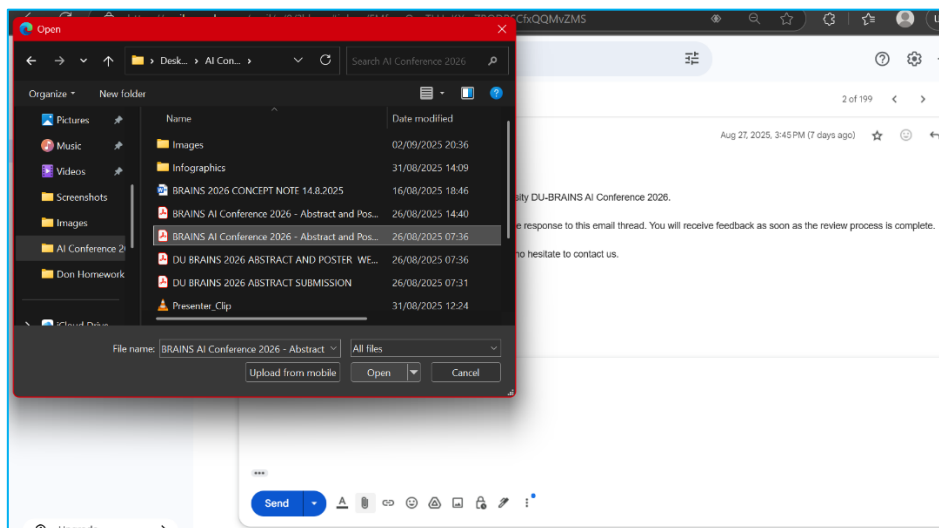
### Step 3

Click reply on that email



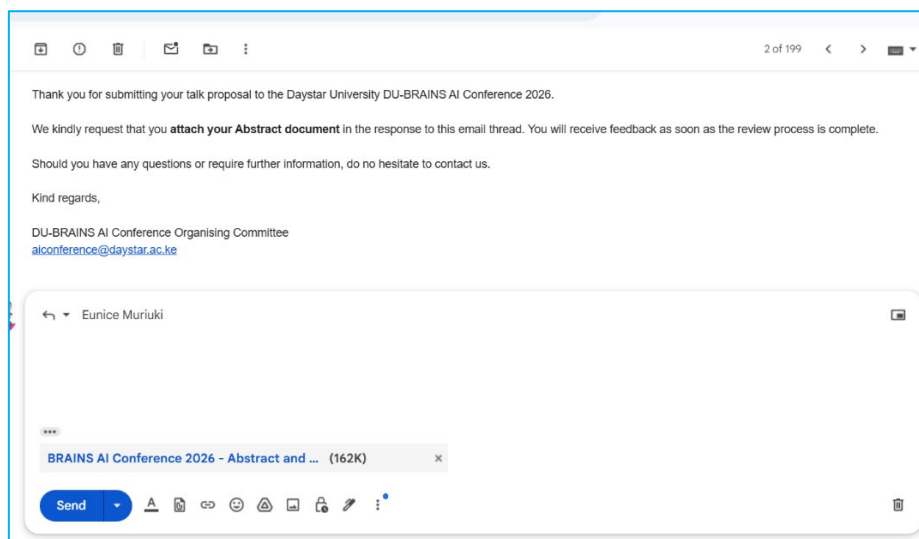
### Step 4

Click reply then, **choose the location of your abstract file.**



### Step 5

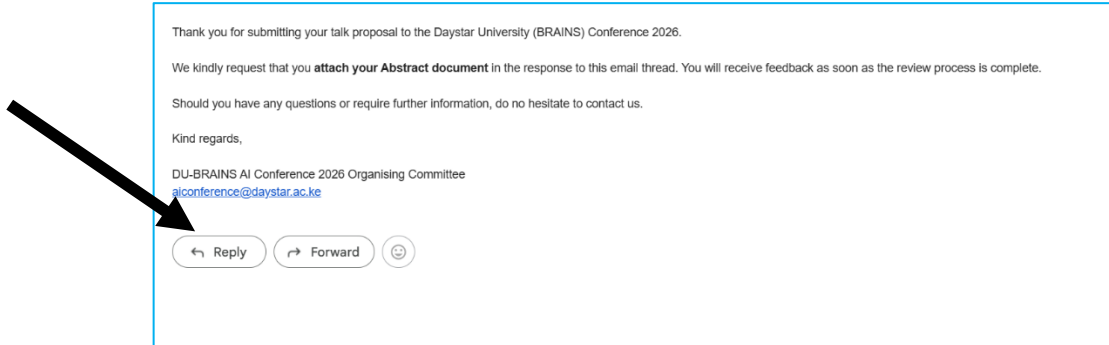
Attach your **abstract file**, and click **Send**.



# How to Upload Full Paper on Daystar Conference Portal

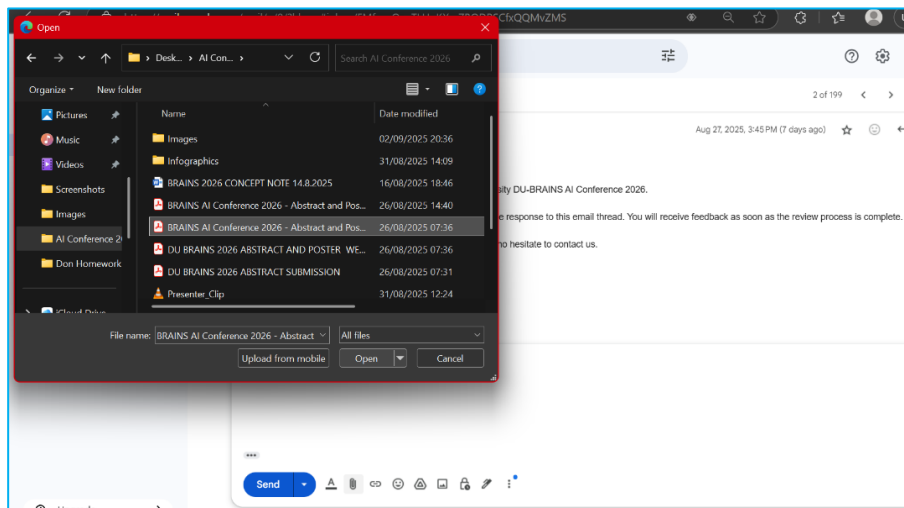
## Step 1

On the same email thread, look for **the first email** you received, click reply



## Step 2

Choose the location of your full paper file.



## Step 3

Attach your **full paper file**, and click **Send**.

